


Quick Guide to the **Parent Portal** (v1.1)



Contents

CONTENTS1

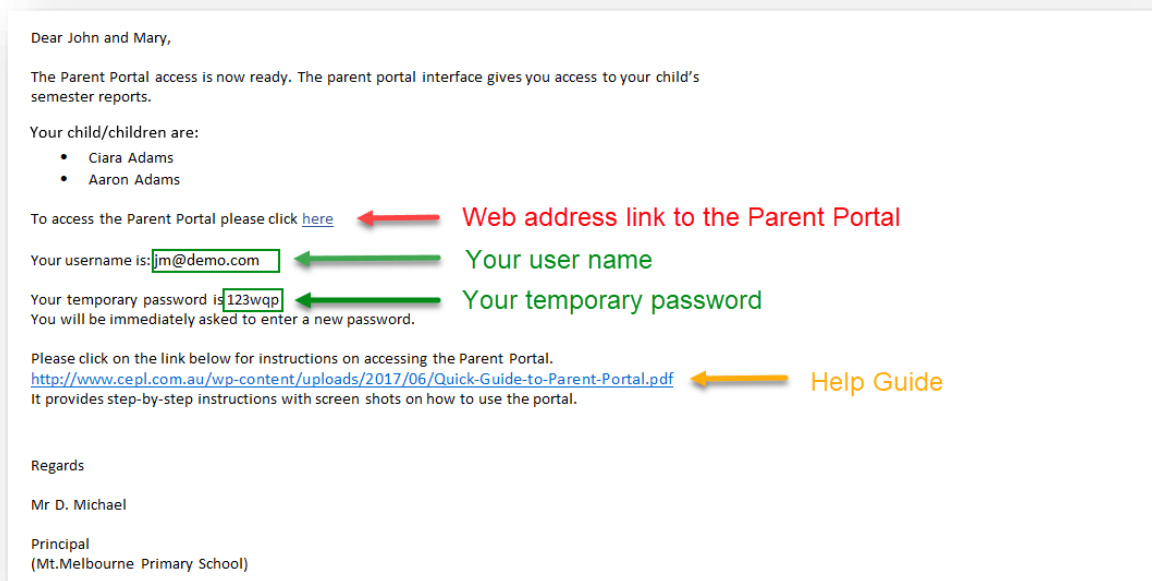
HOW TO LOGIN.....2

VIEWING YOUR CHILD’S REPORTS4

MINIMUM REQUIREMENTS.....6

How to Login

Refer to the email that was sent to you from your school.

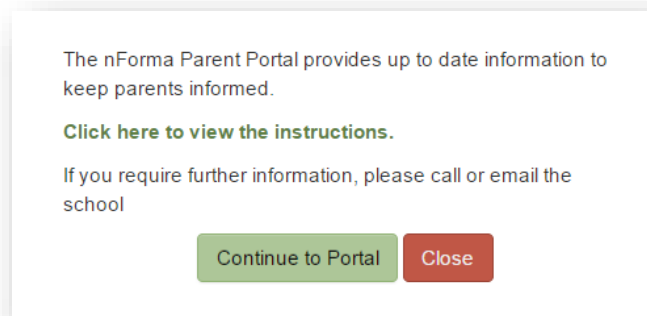


The email will contain the following:

1. Click on the portal link from your email. This will open your parent portal access in your browser.
2. Enter your username and password and click on submit.

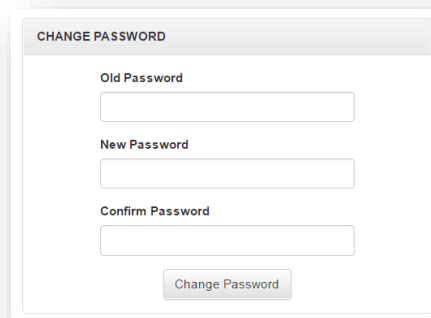
The image shows a login form titled 'LOGIN'. It has two input fields: 'User Name (Email Address)' with the value 'user@demo.com' and 'Password' with a masked password '*****'. A 'Submit' button is located below the password field.

3. The welcome screen will appear. Click on 'Continue to Portal'.



4. You will be required to change your password.
 - a. Enter your current password
 - b. Enter your new password.

*NOTE: Password must be minimum 7 characters and must contain at least one non-alphanumeric character (e.g. - * !)*
 - c. Re-enter your password in the 'Confirm Password' and click on 'Change Password'.



5. A successful message will appear if all criteria was met for the new password.

Viewing Your Child's Reports

1. At the main menu of the portal, select the child for the report that you would like to view.
2. Click on 'Assessment and Reporting'.

Copyright 2014 Clarisse Data Design (Build 5373/DB:5129) Hosted by CT www.nforma.com.au

3. Your chosen child's report will appear.

Copyright 2014 Clarisse Data Design (Build 5373/DB:5129) Hosted by CT www.nforma.com.au

4. Navigating on the report page.

Previous page

Next page

Zoom Out

Zoom In

Print Report

Download Report

Scroll through the report

Page: 1 of 12

Victorian Curriculum

Learning Area	Prep	Year 1	Year 2	Year 3	Year 4	Achievement
Personal and Social Capability	●					At Standard
English						
Reading and Viewing	●					At Standard
Writing	●					At Standard
Speaking and Listening	●					At Standard
Health and Physical Education						
Movement and Physical Activity	●					At Standard
Mathematics						
Measurement and Geometry	●					At Standard
Number and Algebra	●					At Standard
Statistics and Probability	●					At Standard
Digital Technologies	●					At Standard
Music	●					At Standard
Visual Arts	●					At Standard
Geography	●					At Standard
History	●					At Standard

Victorian Curriculum Achievement

Legend:

- Well Above Standard: Well above the standard expected at this time of year
- Above Standard: Above the standard expected at this time of year
- At Standard: At the standard expected at this time of year
- Below Standard: Below the standard expected at this time of year
- Well Below Standard: Well below the standard expected at this time of year
- Your child's achievement this year
- The expected level of achievement

5. Selecting my other children's reports.

Click on the drop arrow to select your other children

Click on the drop arrow to view previous reports (only if available)

My Child(ren)
(select your child)

Aaron

Reporting Period

Semester 1 2017

Aaron

Date of Birth: 10/09/2006
Home Group: 5/6ZP
Year level: 5

Return to previous screen

Page: 1 of 12

Victorian Curr

Learning Area

Personal and Social Capability

English

 Reading and Viewing

 Writing

 Speaking and Listening

Health and Physical Education

 Movement and Physical Activity

Mathematics

 Measurement and Geometry

 Number and Algebra

 Statistics and Probability

Digital Technologies

Music

Visual Arts

Geography

History

Victorian Curriculum Achievement

Well Above Standard: Well above the stan

Above Standard: Above the stan

At Standard: At the standard ex

Below Standard: Below the stan

Well Below Standard: Well below the stan

Recommended Requirements

For efficient use of the Parent Portal, the recommended system requirements are listed below.

Operating Systems:

Windows 10
OS10.11.6

Phone:

Android 7.0
IOS 10.3.2

Browser:

Chrome Version 59.0.3071.115 (Official Build)
Microsoft Edge 40.15063.0.0
Firefox 54.0.1

Adobe Reader:

Version 2017.009.20044